




Steffi™ Dark Rose Wand Flower



Gaura is unparalleled for adding airy texture and bobbing color to the border. It combines well with a wide range of plants, and needs no special attention to thrive for many years.

Guara linheimeri 'Steffi Dark Rose'

- **Use:** Steffi Dark Rose Gaura will bring a touch of airy elegance to the garden with its long slender stems sporting a large number of dainty white flowers tinged with a pink blush. This beauty is perfect mass planted in sun-drenched landscape beds, in groupings with other perennials or in larger containers. Home gardeners will appreciate that this season-long bloomer also has excellent heat tolerance and a more uniform flowering habit than other seed gauras.
- **Exposure/Soil:** Sun– part sun, very easy to please. Provide well-drained, moist soil, but not soggy. Use a slow release fertilizer. Superb in borders, beds, and open woodland gardens.
- **Growth:** Moderate grower to 18-24” tall and wide, Cut back often for fullness.
- **Hardiness:** Zone 3-8, Perennial
- **Foliage:** Deciduous. Narrow green foliage with speckles of red sometimes.
- **Flower:** Long slender stems bearing small white flowers with a pink tinge that look like butterflies! Long bloom season!